

LOW LEVEL KLIKFOLD UNIT



For all those tight corners where height and space is limited, gain speedy, easy access with the KLIK Fold Unit.

Ideal for one man use, unfold the unit, fit the board and start work. Easily portable and manoeuvrable, either open or closed, the unit passes easily through standard doorways.

- Both lightweight and robust.
- Provides a working platform 0.7m wide and 2m long.
- Six optional platform levels between 0.2m and 1.7m will suit most requirements.
- Fitted with lockable 5" castors and non-slip platform boards. Captive folding bracing system means minimum components. When closed the board will hook onto the unit for compact storage.
- Easily transportable, folds flat to fit in a small van, or on a roof rack.

Optional Extra's Include

- Adjustable Legs and Castors – for uneven ground
- Extension packs to generate platform levels of 3m, 3.6 and 5.4m.
- Low Level Tool Tray
- No Bumps Impact Protector

EURO TOWERS LTD

UK Manufacturer of Aluminium Access Equipment

Tel: +44 (0) 1604 644 774 | Web: www.EuroTowers.co.uk | Email: Sales@eurotowers.co.uk
Euro Towers Ltd, Unit 5, Edgemoor Close, Round Spinney Ind Est, Northampton, NN3 8RG



Step By Step

1. Ensure that all castors are firmly fitted to the folding frame by tightening the bolt located directly under the castor housing

2. Open the folding frame and engage both toggle clamps

3. Position the trap platform on the desired rung
(Never stand on an unguarded platform)

4. Fit your guardrail system

For heights 0.25m-0.55m - fit the needed amount of horizontal braces to create your guardrails.

For heights 0.85m-1.75m - fit 2 TTGF frames to your folding unit and then fit the correct amount of horizontal braces to create your guardrails.

(Hooks must face outwards when fitting your braces)

Your Horizontal braces will either sit above a frame rung or a guardrail locator which can be identified on the kit list diagram

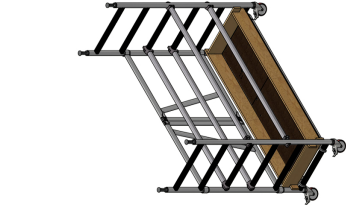
5. Fit your toe-boards

Klikfold Kit List

	Klikfold Unit
Platform Height	0.25m - 1.75m
Safe Working Load	250Kg
Dimensions	0.7m Width x 2m Length
Weight	56.5Kg

MAX SAFE WORKING LOAD FOR PLATFORM / STRUCTURE 250KG

	0.25m	0.55m	0.85m	1.15m	1.45m	1.75m
K548	4	4	4	4	4	4
KFFU	1	1	1	1	1	1
KFPT	1	1	1	1	1	1
TTGF	0	0	2	2	2	2
BKH1	4	4	3	4	4	4
TKS1	1	1	1	1	1	1



0.25m
(Use guard locator above rung 2 and 4th rung)




0.55m
(Use guard locator above rung 3 and 5th rung)



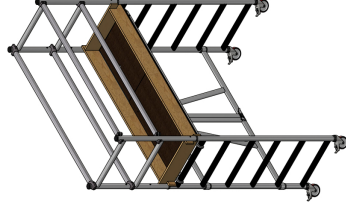
0.85m
(Use guard locator above rung 4 and 6th rung)



1.15m
(Use guard locator above rung 5 and locator above rung 6)



1.45m
(Use guard locator above rung 6 and locator above rung 7)



1.75m
(Use rung 7 & 8)

General Safety Rules



Please read before use

Ensure all parts are present and not damaged before assembling.

Risk assessments shall be done before commencing any work. In accordance to the working at heights regulations, particular attention should be paid to Guardrails; Toe-boards should also be considered to follow regulation 8a schedule 2 of the working at height regulation.

1. Do not use on unstable ground such as loose bricks, boxes or blocks.
2. Remove all personnel and materials before moving the unit.
3. When moving the unit, apply force manually by pushing at the base.
4. Do not gain extra height by using boxes, ladders etc on the platform.
5. Ensure that the castors are locked before use.
6. Do not overload the unit.
7. Do not overreach out of the unit.



EURO TOWERS LTD

UK Manufacturer of Aluminium Access Equipment

Tel: +44 (0) 1604 644 774 | Web: www.EuroTowers.co.uk | Email: Sales@eurotowers.co.uk
Euro Towers Ltd, Unit 5, Edgemoor Close, Round Spinney Ind Est, Northampton, NN3 8RG

